

HIND ISPAT LIMITED


Regd. Office: E-102, Jhulelal Apartments, Road No. 44, Pitampura,
NEW DELHI-110034

UNAUDITED FINANCIAL RESULTS FOR THE QUARTER ENDED 30TH JUNE 2011.

(Rs. In Lacs)

S. No.	PARTICULARS	Quarter Ended		Year Ended
		30.06.2011	30.06.2010	31.03.2011
		Unaudited	Unaudited	Audited
1	a) Net Sales/Income from operations	-	511.12	525.06
	b) Other Operating Income	-	0.01	8.58
	Total	-	511.13	533.64
2	Expenditure			
	a) Increase/Decrease in Stock	(20.46)	23.27	-
	b) Consumption of Raw Materials	-	-	-
	c) Purchase of Traded Goods	18.86	444.68	536.12
	c) Staff Cost	0.19	0.53	1.74
	d) Depreciaton & Amortisation	-	-	0.01
	e) Other Expenditure	0.41	1.71	2.58
	Total	(1.00)	470.19	540.45
3	Income From Operations before other Income, Interest and Exceptional Items (1 - 2)	1.00	40.94	(6.81)
4	Other Income	-	-	-
5	Profit/ (Loss) before Interest & Exceptional Items (3 + 4)	1.00	40.94	(6.81)
6	Interest	-	-	-
7	Profit/ (Loss) after Interest but before Exceptional Items(5- 6)	1.00	40.94	(6.81)
8	Exceptional Items	-	-	-
9	Profit/ (Loss) after Exceptional Items but before Tax (7 + 8)	1.00	40.94	(6.81)
10	Tax Expenses- Current Year	0.18	7.59	-
	- Earlier Years	-	-	4.10
	- Deferred Tax	-	-	-
	Total Tax Expenses	0.18	7.59	4.10
11	Net Profit / (Loss) after Tax (9 - 10)	0.82	33.35	(10.91)
12	Extraordinary Item (Net of Tax Expense)	-	-	-
13	Net Profit / (Loss) for the Period (11-12)	0.82	33.35	(10.91)
14	Paid up Equity Share capital (Face value Rs 10/- Per Share)	250.00	250.00	250.00
15	Reserves excluding Revaluation Reserves	59.93	70.72	59.93
16	Earning per Share (Rs)			
	*Before Extraordinary Item - Basic	0.03	1.33	(0.44)
	(Not Annualised) -Diluted	0.03	1.33	(0.44)
	*After Extraordinary Item - Basic	0.03	1.33	(0.44)
	(Not Annualised) -Diluted	0.03	1.33	(0.44)
17	Aggregate Public Shareholding			
	* Number of Shares	2,300,000	2,300,000	2,300,000
	*Percentage of shareholding	92.00%	92.00%	92.00%
18	Promoters and Promoter Group Shareholding			
a)	Pledged/ Encumbered			
	* Number of Shares	-	-	-
	*Percentage of promoters & promoter group	0.00%	0.00%	0.00%
	*Percentage of Share capital	0.00%	0.00%	0.00%
b)	Non- Encumbered			
	* Number of Shares	200000	200,000	200000
	*Percentage of promoters & promoter group	8.00%	8.00%	8.00%
	*Percentage of Share capital	8.00%	8.00%	8.00%

For Hind Ispat Limited


 (SANJEEV AGGARWAL)
 DIRECTOR

HIND ISPAT LIMITED

Regd. Office: E-102, Jhulelal Apartments, Road No. 44, Pitampura,
DELHI-110034


UNAUDITED FINANCIAL RESULTS FOR THE QUARTER ENDED 30TH, JUNE 2011. (Rs. In Lacs)

PARTICULARS	Quarter Ended (Unaudited)	Quarter Ended (Unaudited)	Year Ended (Audited)
	30.06.2011	30.06.2010	31.03.2011
1. Segment Revenue (net sale/income from each segment should be disclosed under this head)			
(a) Segment - A (Trading Activities)	-	484.57	484.57
(b) Segment -B (Finanacial Activities)	-	26.56	49.07
Total	-	511.13	533.64
Less: Inter Segment Revenue	-	-	-
Net Sales/Income From Operations	-	511.13	533.64
2. Segment Results (Profit)(+)/Loss(-) before tax and interest from Each segment)			
(a) Segment - A (Trading Activities)	-	38.21	37.71
(b) Segment -B (Finanacial Activities)	1.00	2.73	(44.52)
Total Profit Before Tax	1.00	40.94	(6.81)
3. Capital Employed (Segment assets - Segment Liabilities)			
(a) Segment - A (Trading Activities)	-	1.52	-
(b) Segment -B (Finanacial Activities)	310.75	319.20	309.93
Total	310.75	320.72	309.93

Notes :

- 1.The above results have been taken on records by the Board of Directors in their Meeting held on **Wednesday the 10th day of August- 2011.**
2. There were no investor complaint received during the quarter and no investor Complaint pending either at the begining or at the end of of the quarter.

For Hind Ispat Limited



(SANJEEV AGGARWAL)
DIRECTOR

PLACE: NEW DELHI
DATE : 10.08.2011

HIND ISPAT LIMITED

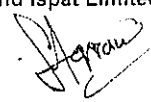
Regd. Office: E-102, Jhulelal Apartments, Road No. 44, Pitampura,
NEW DELHI-110034

UNAUDITED FINANCIAL RESULTS FOR THE QUARTER ENDED 30TH JUNE 2011.

(Rs. In Lacs)

S. No.	PARTICULARS	Quarter Ended		Year Ended
		30.06.2011	30.06.2010	31.03.2011
		Unaudited	Unaudited	Audited
1	a) Net Sales/Income from operations	-	511.12	525.06
	b) Other Operating Income	-	0.01	8.58
	Total	-	511.13	533.64
2	Expenditure			
	a) Increase/Decrease in Stock	(20.46)	23.27	-
	b) Consumption of Raw Materials	-	-	-
	c) Purchase of Traded Goods	18.86	444.68	536.12
	c) Staff Cost	0.19	0.53	1.74
	d) Depreciation & Amortisation	-	-	0.01
	e) Other Expenditure	0.41	1.71	2.58
	Total	(1.00)	470.19	540.45
3	Income From Operations before other Income, Interest and Exceptional Items (1 - 2)	1.00	40.94	(6.81)
4	Other Income	-	-	-
5	Profit/ (Loss) before Interest & Exceptional Items (3 + 4)	1.00	40.94	(6.81)
6	Interest	-	-	-
7	Profit/ (Loss) after Interest but before Exceptional Items (5 - 6)	1.00	40.94	(6.81)
8	Exceptional Items	-	-	-
9	Profit/ (Loss) after Exceptional Items but before Tax (7 + 8)	1.00	40.94	(6.81)
10	Tax Expenses- Current Year	0.18	7.59	-
	- Earlier Years	-	-	4.10
	- Deferred Tax	-	-	-
	Total Tax Expenses	0.18	7.59	4.10
11	Net Profit / (Loss) after Tax (9 - 10)	0.82	33.35	(10.91)
12	Extraordinary Item (Net of Tax Expense)	-	-	-
13	Net Profit / (Loss) for the Period (11-12)	0.82	33.35	(10.91)
14	Paid up Equity Share capital (Face value Rs 10/- Per Share)	250.00	250.00	250.00
15	Reserves excluding Revaluation Reserves	59.93	70.72	59.93
16	Earning per Share (Rs)			
	*Before Extraordinary Item - Basic (Not Annualised)	0.03	1.33	(0.44)
	-Diluted	0.03	1.33	(0.44)
	*After Extraordinary Item - Basic (Not Annualised)	0.03	1.33	(0.44)
	-Diluted	0.03	1.33	(0.44)
17	Aggregate Public Shareholding			
	* Number of Shares	2,300,000	2,300,000	2,300,000
	*Percentage of shareholding	92.00%	92.00%	92.00%
18	Promoters and Promoter Group Shareholding			
a)	Pledged/ Encumbered			
	* Number of Shares	-	-	-
	*Percentage of promoters & promoter group	0.00%	0.00%	0.00%
	*Percentage of Share capital	0.00%	0.00%	0.00%
b)	Non- Encumbered			
	* Number of Shares	200000	200,000	200000
	*Percentage of promoters & promoter group	8.00%	8.00%	8.00%
	*Percentage of Share capital	8.00%	8.00%	8.00%

For Hind Ispat Limited


 (SANJEEV AGGARWAL)
 DIRECTOR

HIND ISPAT LIMITED

Regd. Office: E-102, Jhulelal Apartments, Road No. 44, Pitampura,
DELHI-110034

UNAUDITED FINANCIAL RESULTS FOR THE QUARTER ENDED 30TH, JUNE 2011. (Rs. In Lacs)

PARTICULARS	Quarter Ended (Unaudited)	Quarter Ended (Unaudited)	Year Ended (Audited)
	30.06.2011	30.06.2010	31.03.2011
1. Segment Revenue (net sale/income from each segment should be disclosed under this head)			
(a) Segment - A (Trading Activities)	-	484.57	484.57
(b) Segment -B (Finanacial Activities)	-	26.56	49.07
Total	-	511.13	533.64
Less: Inter Segment Revenue	-	-	-
Net Sales/Income From Operations	-	511.13	533.64
2. Segment Results (Profit)(+)/Loss(-) before tax and interest from Each segment)			
(a) Segment - A (Trading Activities)	-	38.21	37.71
(b) Segment -B (Finanacial Activities)	1.00	2.73	(44.52)
Total Profit Before Tax	1.00	40.94	(6.81)
3. Capital Employed (Segment assets - Segment Liabilities)			
(a) Segment - A (Trading Activities)	-	1.52	-
(b) Segment -B (Finanacial Activities)	310.75	319.20	309.93
Total	310.75	320.72	309.93

Notes :

- 1.The above results have been taken on records by the Board of Directors in their Meeting held on Wednesday the 10th day of August- 2011.
2. There were no investor complaint received during the quarter and no investor Complaint pending either at the begining or at the end of of the quarter.

For Hind Ispat Limited



(SANJEEV AGGARWAL)
DIRECTOR

PLACE: NEW DELHI
DATE : 10.08.2011